



**YANMAR**

# B75W

WHEELED EXCAVATOR



<b>Operating weight</b>	7 200-8 000 kg
<b>Engine</b>	Yanmar 4TNV98CT with DPF
<b>Engine power</b>	53.7 kW (73 HP)
<b>Travel speed</b>	0-36 km/h
<b>Digging force (arm/bucket)</b>	30 kN/38 kN
<b>Digging depth</b>	3 200-3 800 mm
<b>Maximum reach</b>	6 990-7 280 mm



# PERFORMANCE, PRECISION AND PRODUCTIVITY FOR URBAN JOBSITES





## EXCEPTIONAL PERFORMANCE

Designed with productivity in mind, the B75W sets the standards in power and performance. Thanks to its compact dimensions, unique design and innovative hydraulic system, the excavator is perfect for lifting and carrying heavy loads in situations where space comes at a premium – such as urban jobsites, highway construction projects and landscaping tasks.



## STATE-OF-THE-ART ENGINE

Powered by the latest Yanmar 4TNV98CT 4-cylinder turbocharged diesel engine with cooled EGR and DPF as standard, the B75W is fuel efficient, environmentally friendly and fully-compliant with EU Stage V emissions legislation. Direct injection and common rail technology maximise engine performance, while auto-deceleration (available as an option) provides further control for the operator.



## UNIQUE 'SMART CONTROL'

The B75W is fitted with Yanmar's Smart Control operating system as standard, which enables the operator to match excavator power with precise jobsite application. This flexibility maximises productivity, optimises cycle times and guarantees outstanding performance.



## ERGONOMIC DESIGN

Thanks to the adoption of intuitive operator technologies, such as multi-functional joysticks, fingertip operation and Smart Control, the B75W is easy and enjoyable to operate – the perfect combination for a highly productive workday.



## COMFORTABLE CAB

Spacious, comfortable and quiet, the B75W cab has been designed with the operator firmly in mind. Ergonomic control arrangement, class-leading visibility and clear display screens provide the perfect environment for safe and efficient operation.



## MANAGEABLE MAINTENANCE

Clever design, large service doors and easy access to the engine bay means that daily maintenance checks can be delivered simply and safely from ground-level.



## RELIABLE POWERLINE

Thanks to reliable, heavy-duty components, operators no longer have to choose between power and compactness. Difficult tasks can be completed easily – even in the tightest of spaces!



## VERSATILE AND FLEXIBLE

The B75W can be tailored with a wide variety of options and attachments to ensure perfect suitability for exacting applications. From construction and landscaping, to pipelaying and highway maintenance, there's a setup for almost every task.



# POWER, PERFORMANCE AND PRODUCTIVITY



The B75W is the perfect combination of power and precision, adopting next-generation technology to maximise performance and minimise environmental impact. Versatile, flexible and designed with the operator in mind, it promises to deliver over and above all expectations – regardless of application.



## NEXT GENERATION ENGINE

The result of significant progress in low-carbon vehicle operation, Yanmar's 4TNV98CT engine meets the latest Stage V European emissions regulations. From cooled exhaust gas recirculation (EGR) technology, to the addition of a diesel particulate filter (DPF), NOX and PM figures are consequently minimised. To further improve efficiencies, Yanmar has developed and employed an exclusive regeneration system to prevent clogging and cleaning downtime.

## FUEL EFFICIENT, LOW EMISSIONS

- + The ECU manages RPM according to torque demand, which optimises the engine load. This reduces fuel consumption and improves productivity.
- + When duty cycles require little power or movement, Yanmar's Eco Mode technology takes control of the engine speed to reduce operating costs.
- + Optional auto-deceleration technology (available as an optional extra) switches the engine to idle if the operating levers are left untouched for more than four seconds. This reduces fuel consumption and limits engine wear.

## MAXIMUM POWER

With a displacement of 3,319cm<sup>3</sup>, the B75W delivers 53.7 kW / 308Nm torque @ 1,365rpm. This not only guarantees exceptional lifting and carrying performance, but also allows the excavator to reach travel speeds of up to 36km/h.





## INNOVATIVE HYDRAULIC SYSTEM

Thanks to a LUDV hydraulic system with four independent circuits, multiple attachments can be operated individually. For example, the driver can simultaneously operate a tilt rotator with a hydraulic quick-hitch system, alongside a hydraulically-driven tool (such as a sorting grab, asphalt cutter or cutting unit).

# CLASS- LEADING STABILITY

Thanks to its unique axle design (with 14° pendulum angle), minimum tail swing, laterally installed engine and low centre of gravity, operators are guaranteed class-leading stability (especially for craning work) – even with the boom fully-extended.

## CYLINDERS

+ All cylinders have end position dampening to minimise vibration

## OUTSTANDING PERFORMANCE

Designed to deliver exceptional results, the B75W boasts a digging depth of 3,500mm (TPA boom), digging force of 38,000N (at bucket edge), max reach of 6,990mm (TPA boom) and max dumping height of 5,050mm (TPA boom). These class-leading capabilities help operators to carry-out a wide range of tasks, including excavating, pipelaying and groundworks.





# COMPACTNESS



## TWO-PIECE ARTICULATED BOOM FOR A REDUCED SWING RADIUS

The B75W is fitted with a two-piece articulated boom as standard, which offers excellent manoeuvrability and impressive articulation. Operators can even bring the bucket back against the chassis or blade – ideal for avoiding obstacles. An optional longer dipperstick (1,950mm) further extends excavation radius.





# SPEED AND MOBILITY



With a top speed of 36km/h, variable drive system, low fuel consumption and comfortable cab, travel from one site to another is effortless. This alleviates the requirement for costly logistics solutions and maximises operator uptime.

- + Hydrostatic travel drive, which is independent of the working hydraulics, can function as an additional braking system when travelling between jobsites
- + A top speed of 36km/h allows fast and effective roading
- + Automatic drive function, alongside an additional accelerator pedal for delicate machine movements, provides total flexibility for the operator
- + Mud guards available as option
- + Joystick steering available as option




# ALL-TERRAIN ABILITY

Thanks to innovative design and a class-leading ground clearance (420mm), the B75W is suitable for every terrain.

## THREE STEERING MODES

The B75W can be fitted with Yanmar's all-wheel steering system as an optional extra. Through the in-cab Smart Control panel, operators can select:

- 1 Front-wheel steering (perfect for roading)
- 2 All-wheel steering (providing a small turning circle for tight job sites)
- 3 Crab steering (for parallel movement)



## A WIDE CHOICE OF TIRES

Depending on application, the B75W can be equipped with a selection of different tires to suit the needs of the operator – single (which reduces the width of the machine to 1,985mm), low-pressure, twin or wide.



# COMFORT

## SPACIOUS CAB

Spacious and comfortable, the B75W cab has been designed with the operator firmly in mind. The seat console is fully-adjustable, moves independently and provides the perfect working environment.

## ERGONOMIC DESIGN

Providing the operator with comprehensive system information at a glance, the central data display is clear, easy to navigate and has been designed to reflect the tiled layout of a smart phone. The 7" anti-reflective screen is well-designed, perfectly positioned and is also used as a monitor for the B75W's reversing camera.

## LARGE KEYPAD

The keypad incorporates an extra-wide pressure surface to make operation easy - even when wearing gloves!



# EASE OF USE

## SMART CONTROL OPERATING SYSTEM

As with all models in Yanmar's wheeled excavator range, the B75W benefits from next-generation Smart Control operating technology. The proprietary system allows fast and intuitive machine control, alongside improved monitoring capabilities. Key features include:

- + Large, clear display for live data monitoring
- + Intuitive and ergonomic controls
- + Full control of the first, second and third hydraulic circuits
- + Customisable settings to suit driver requirements
- + Saving of flow settings for up to 18 different attachments in the display

## FINGERTIP CONTROL

Precise fingertip control capability allows the operator to monitor oil flow (from zero to full). A thumbwheel on the joystick provides a quick and simple way to switch between hydraulic functions.

## CUSTOMISABLE CONTROLS

The B75W is fitted with ISO controls as standard, but SAE controls can be specified as an optional extra. The pattern changeover can be easily selected and activated via the LCD display screen.



# SAFETY-CRITICAL FEATURES

The B75W is equipped with a state-of-the-art rear view camera as standard, which can be configured to suit precise operator preferences. This improves visibility from the cab, thus maximising on-site safety by preventing the risk of collisions.

## AUTOMATIC REFUELLING PUMP

Available as an added extra, operators can specify an all-new automatic refuelling pump, which is equipped with a level sensor that stops the pump when the fuel tank is full. This enables refuelling at the touch of a button – quick, safe and simple.

## TRAVEL ALARM

White noise or beep noise available as an option.

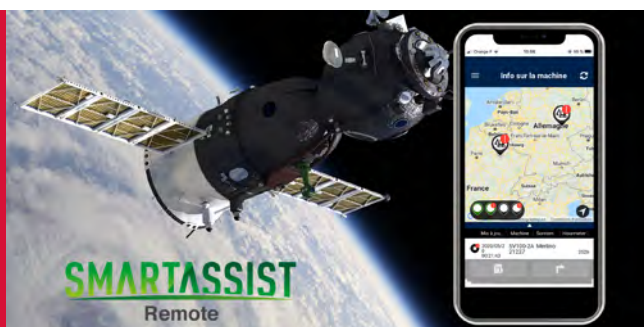


# MANAGEABLE MAINTENANCE

Service requirements have been considered throughout the B75W's design. As such, a service bar containing the central electrics has been integrated into the main service compartment. This makes accessing relays and fuses simple and achievable from ground-level.

The service door can be opened without tools and integrates an extending ladder (protected by rubber buffers). There are no main hydraulic components located under the cab, which means tilting is not required.

Thanks to Yanmar's SmartAssist-Direct diagnosis tool, maintenance information and requirements are automatically transmitted to the engineer. This minimises diagnosis requirements and provides comprehensive insight into parts replacement requirements, operation history, troubleshooting and fault diagnostics.



## SMARTASSIST REMOTE

SmartAssist Remote is Yanmar's next-generation fleet management system. Harnessing the latest telematics technology, equipment location and status is reported in real time. This provides total control and allows fleet managers to manage their assets remotely (via a PC or smartphone).



# TAILORED TO YOU

The B75W comes with a number of features as standard, while also having the possibility to be configured to meet the specialist requirements of various customers; such as landscapers, civil contractors, utility professionals and municipal authorities. From the colour scheme to the choice of boom, blade or tires, as well as the buckets and hydraulic attachments, the B75W can be perfectly tailored to match the needs of your business.



## BOOM OPTIONS

A range of boom options are available to suit precise operator applications:

- + Two-piece articulated boom (with 1,650mm dipperstick) – perfect for digging work and the precise movement of heavy loads
- + Two-piece articulated boom (with 1,950mm dipperstick) – providing an even greater reach and excellent working range

## STEERING MODES

The B75W has three steering modes to suit a wide range of applications, which can be changed easily thanks to the integration of Smart Control:

- + Front-wheel steering for fast roading
- + All-wheel steering for tight turning circles
- + Crab steering for parallel travel

## STABILITY

To maximise stability, particularly during heavy excavation work or when travelling on rough terrain, the B75W can be equipped with a wide range of optional extras:

- + Front dozer blade
- + Stabilisers
- + Support plate
- + Narrow plate / single tyres (1,990mm)
- + Additional counterweight (110kg)

## LEVELLING

The optional float function of the front dozer blade makes ground levelling, filling and debris removal simple.

## TIRE OPTIONS

- + Single tire 500/45-20 Alliance
- + Single tire 500/45-20 Mitas
- + 340/80 R18 BIBLOAD-HS Michelin (machine width over tires 1985mm)
- + 275/70 R22.5 Bandenmarkt Profil Excavator

## ATTACHMENTS

To maximise productivity, Yanmar offers a wide range of attachments for construction, pipe laying, civil engineering, landscaping and agricultural applications. Thanks to its unique hydraulic system and auxiliary circuits, operating and changing attachments can be actioned at the touch of a button.

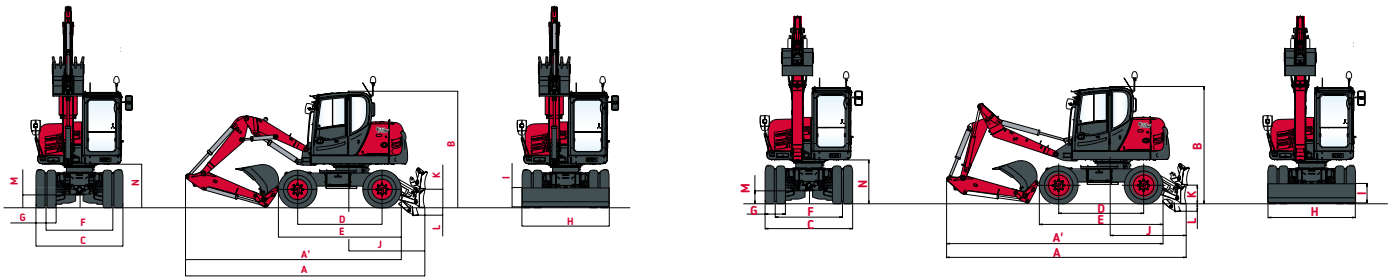
### KEY ATTACHMENTS INCLUDE:

- + Mechanical quick-hitch system
- + Hydraulic quick-hitch system
- + Powertilt
- + Tiltrotators
- + Standard bucket
- + Ditch-cleaning bucket
- + Swing bucket
- + Breakers
- + Pallet forks

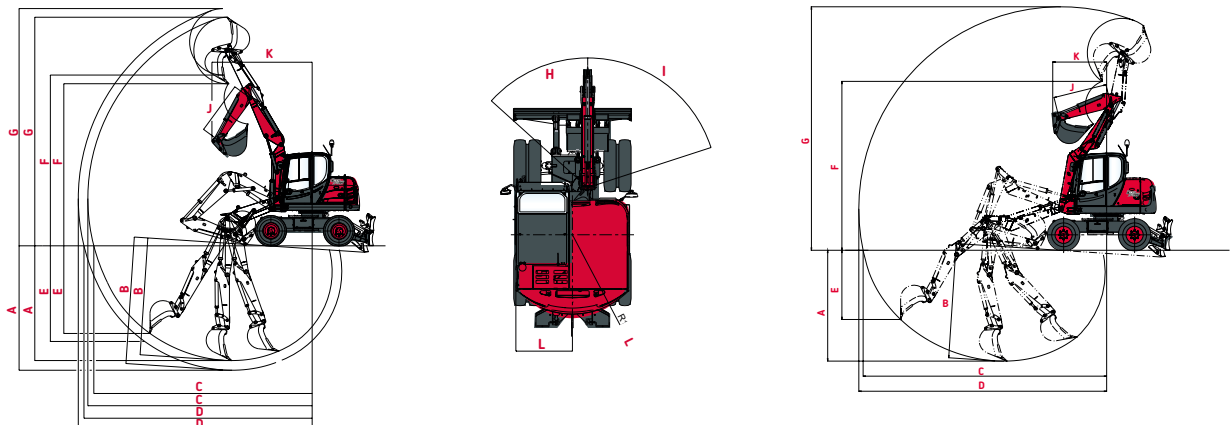




# DIMENSIONS



	TPA Boom	TPA Boom	
<b>A</b> Overall length	5 930 mm	<b>H</b> Overall blade width	2 200mm
<b>A'</b> Overall length with blade at the back	5 290 mm	<b>I</b> Overall blade height	453 mm
<b>B</b> Overall height	2 935 mm	<b>J</b> Blade distance	1 967 mm
<b>C</b> Overall width	2 190 mm	<b>K</b> Max. blade height above the ground	530 mm
<b>D</b> Wheel base	2 125 mm	<b>L</b> Max. blade depth	210 mm
<b>E</b> Undercarriage length	3 095 mm	<b>M</b> Minimum ground clearance	420 mm
<b>F</b> Lane	1 682 mm	<b>N</b> Ground clearance under counterweight	1 108 mm
<b>G</b> Tire width	508 mm		



	TPA Boom	TPA Boom	
<b>A</b> Max. digging depth - Blade lifted	3 500 / 3 880* mm	<b>G</b> Max. cutting height	7 100 / 7 360* mm
<b>B</b> Max. digging depth - Blade lowered	3 650 / 3 960* mm	<b>H</b> Boom swinging base to left	48°
<b>C</b> Max. digging reach on ground	6 800 / 7 100* mm	<b>I</b> Boom swinging base to right	72°
<b>D</b> Max. digging reach	6 990 / 7 300* mm	<b>J</b> Arm length	1 650 / 1 950* mm
<b>E</b> Max vertical wall	2 620 mm	<b>K</b> Front turning radius	3 220 mm
<b>F</b> Max. dumping height	5 030 / 5 290* mm	<b>L</b> Rear turning radius	1 480 mm

\* Dipperstick 1 950 mm

Fig. 1 :  
Excavation within the entire width of the machine

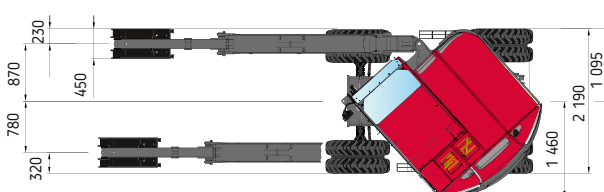
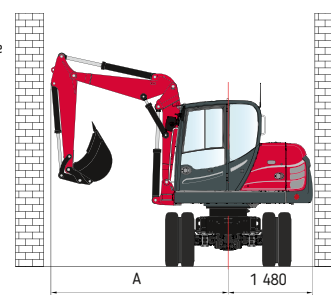
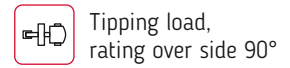
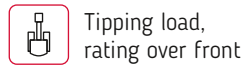


Fig. 2 :  
Working envelope

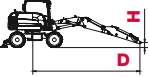




# LIFTING FORCE

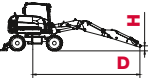


Articulated boom with dipperstick 1 650 mm



		D									
		3 m		4 m		5 m		6 m		7 m	
H	3,0 m	-	-	1,40	1,33	0,87	1,07	0,95	0,87	-	-
	1,5 m	1,58	2,34	1,26	1,47	0,99	1,06	0,92	0,65	-	-
	0,0 m	2,41	1,91	1,53	1,26	1,00	0,90	0,88	0,81	-	-
	- 1,0 m	2,67	1,95	1,72	1,31	1,07	1,11	-	-	-	-
		1,72	1,78	1,16	1,20	0,83	0,99	-	-	-	-

Articulated boom with dipperstick 1950 m, additional counterweight



		D									
		3 m		4 m		5 m		6 m		7 m	
H	3,0 m	-	-	1,00	0,87	0,70	0,70	0,88	0,86	-	-
	1,5 m	2,26	2,17	0,90	0,87	0,87	0,86	0,88	0,89	0,83	0,84
	0,0 m	2,37	2,27	1,50	1,40	1,17	1,12	0,87	0,87	-	-
	- 1,0 m	2,64	2,41	1,72	1,60	1,21	1,19	-	-	-	-
		2,52	2,25	1,68	1,52	1,20	1,11	-	-	-	-

[ All values specified in tons (t) were determined in compliance with ISO 10567 and include a stability factor of 1,33 or 87% of the hydraulic lifting capacity. All values were determined with quick-mount hitch but without bucket. In case of mounted-on work attachments, the deadweights of the work attachments must be deducted from the permissible payloads. ]

# SPECIFICATIONS

## [ WEIGHT ]

Operating weight acc. to ISO 6016	7 200 kg
Total length, travel position	5 070 mm
Total height, travel position	3 750 mm
Transport dimensions (L x H)	5 925x2 935 mm
Ground clearance below cardan shaft	420 mm
Turning radius (front-axle steering / 4-wheel steering)	6 450/3 900 mm
Uppercarriage tailswing	1 480 mm
Uppercarriage frontswing	2 750 mm
Working envelope 180° (Standard arm 1650 mm)	4 230 mm
Working envelope 360° (Standard arm 1650 mm)	5 500 mm

## [ ENGINE ]

Manufacturer, model	Yanmar 4TNV98CT
Type	4-cylinder Turbo diesel engine with Diesel Particulate Filter - EU Stage V
Combustion	4-stroke cycle, Common Rail injection
Displacement	3 319 cm <sup>3</sup>
Net power	53.7 kW (73 HP)
Torque	308 Nm at 1 365 rpm
Cooling system	Water

## [ HYDRAULIC SYSTEM ]

Travel hydraulics: closed circuit, independent from working hydraulics.

Pump capacity, max.	84 l/min
Working pressure, max.	420 bar

Working hydraulics: Axial-piston variable displacement pump with load sensing, coupled with a load independent flow sharing (LUDV).

Simultaneous, independent control of all movements. Sensitive maneuvers irrespective of loads.

Max. pump capacity.	132 l/min
Working pressure, max.	250 bar

The thermostatically controlled oil circuit ensures that the oil temperature is promptly reached and avoids overheating.

Return filter installed in oil tank allows for eco-friendly replacement of filter elements.

Gear pump for steering and brake.	
Pump capacity, max.	33 l/min
Working pressure, max.	175 bar

Control circuit for work attachments, proportionally operated.

Pump capacity, adjustable.	0 – 90 l/min
Working pressure, max.	250 bar

Two servo-assisted joystick controls (ISO) for excavator operations.

## [ TRANSMISSION ]

Hydrostatic drive with 2-stage planetary gear and axial piston fixed displacement motor, also acts as wear-resistant brake. In addition, spring-loaded multi-disc brake acting as parking brake

4 speed ranges (high-speed version optional):	"Low"	0-4/0-16 km/h
	"High"	0-9/0-36 km/h



# EQUIPMENT

## [ STANDARD EQUIPMENT ]

### CABIN

Spacious, sound-insulated full-vision steel cab (ROPS certified).

Sliding window in cab door and right side window

Safety glass windows, thermo windows tinted in green.

Skylight thermo window, bronze tinted.

Panoramic rear window.

Front window supported by pneumatic springs, lockable for ventilation and slidable under cab roof.

Windscreen washer system.

Storage compartment.

Preparation for radio installation.

Cab heating with front window defroster by coolant heat exchanger with stepless fan. Fresh air and recirculating air filters.

Left- and right-hand outside rear-view mirror.

Operator's seat MSG 85 (comfort version), hydraulic damping, extra-high backrest, tilt-adjustable armrests, longitudinal-horizontal suspension, mechanical lumbar support.

Lap belt.

Instrument panel on the right-hand side of the operator's seat with visual & acoustic warning device, hour-meter and safety module.

LED working lights.

### AXLES

Front : Oscillating planetary drive axle. Oscillating angle 14°

Rear: Rigid planetary drive axle.

### STEERING

Fully hydraulically controlled front axle with integrated steering cylinder.

Max. steering angle 35°

### SWING SYSTEM

Hydrostatic drive with 2-stage planetary gear and axial piston fixed displacement motor, also acts as wear-resistant brake.

In addition, spring-loaded multi-disc brake acting as parking brake

Swing speed 0-10 rpm

### KNICKMATIK®

Lateral parallel adjustment of boom arrangement at full dig depth.

Angle of articulation / lateral adjustment left 48°/780 mm

Angle of articulation / lateral adjustment right 72°/880 mm

### ELECTRICAL SYSTEM

Nominal voltage 12V

Battery 12V/105 Ah

Generator 14V/80 Ah

Starter 12V/3 kW

### FLUID CAPACITIES

Fuel tank 150 l

Hydraulic system (incl. Tank 60 l) 180 l

### BRAKES

Service brake: Hydraulic pump accumulator two-circuit brake, acting on oil-immersed multi-disc brakes of front and rear axle.

Excavator brake: Acting on front and rear axle due to lockable service brake.

Auxiliary brake: Hydrostatic travel drive in closed circuit acting as non-wearing auxiliary brake.

Parking brake: Hydraulic spring-loaded brake, electrically actuated.

### TIRES

Standard 8.25-20, 14 PR twin tires.

### MAINTENANCE FREQUENCY

Change engine oil and filter: 500h or minimum once a year.

Change fuel filter: 1 000h or minimum once a year.

Change hydraulic oil: check at 100 + 500 h; every 1 000h or minimum every 2 years.

Change hydraulic oil filter: first after 100h, then follow the instructions at display.

Change cooling fluid: if needed or minimum every 2 years.

# EQUIPMENT

## [ OPTIONAL EQUIPMENT ]

### BOOM OPTIONS

TPA boom, with 1950 mm dipperstick.

### TIRES

Single tire 500/45-20 Alliance | Single tire 500/45-20 Mitas | 340/80 R18 BIBLOAD-HS Michelin | 275/70 R22.5 Bandenmarkt Profil Excavator.

### HYDRAULIC SYSTEM

Biodegradable hydraulic oil ester-based (Panolin) | Fingertip control incl. second additional control circuit on left joystick | Fingertip control incl. third additional control circuit on left joystick | Hose-rupture load-retaining valve for bucket | Conversion from ISO controls to SAE controls.

### OPERATOR'S STAND

Operator's seat MSG 95 (premium version), air damping, extra-high backrest and tilt-adjustable armrests, longitudinal-horizontal suspension, seat and backrest heating, pneumatic lumbar support | Klimatronic | Thermoelectric cooler box.

### OTHER WORK ATTACHMENTS

Ripper tooth | Load hook integrated in quick-attach system | Hydraulic hammer | Quick-hitch adapter for hydraulic hammer | Augers | Bolt-on load hook for bucket rod | Further work attachments available on request.

### CABIN

4 LED working lights mounted at 2nd boom | LED lighting package cabin (additional LED working light at cabin front and rear) | LED lighting package large (rotating beacon, lighting package cabin, 4 LED working lights mounted at 2nd boom) | FOPS - skylight guard | Yellow rotating beacon | Radio set installation kit.

### OPTIONAL SUPPORT / DOZER SYSTEMS

Rear support blade 2200 mm wide (with twin and wide tires) | Rear support blade, 1990 mm wide (with single tires) | Outrigger plates, flat, oscillating | Outrigger plates, rubber-coated, oscillating | Front dozer blade, 2200 mm wide.

### OTHER OPTIONAL EQUIPMENT

Four-wheel steering switchable from four-wheel to crab steering | Electrical refueling pump | Quick-hitch system, mechanical, type MS08 | Quick hitch system, hydraulic, type HS08 | Anti-theft device (immobiliser) | Engine-independent diesel heater with fresh air circulation and timer | Additional rear weight, 110 kg | Additional tool box | Steering change-over in case of blade operation | Further optional equipment available on request.

## [ ATTACHMENTS ]

Bucket, QAS, light material, without teeth 300 mm wide, capacity 87 l | Bucket, QAS, light material, without teeth 400 mm wide, capacity 127 l | Bucket, QAS, light material, without teeth 600 mm wide, capacity 212 l | Bucket, QAS 300 mm wide, capacity 87 l | Bucket, QAS 400 mm wide, capacity 127 l | Bucket, QAS 500 mm wide, capacity 169 l | Bucket, QAS 600 mm wide, capacity 212 l | Bucket, QAS 800 mm wide, capacity 303 l | Ditch-cleaning bucket, QAS 1250 mm wide, capacity 251 l | Swing bucket, QAS 1250 mm wide, capacity 220.





**YANMAR**



Yanmar Compact Equipment EMEA

GB\_B75W\_0723



[www.yanmar.com](http://www.yanmar.com)

***BUILDING  
WITH YOU***

Printed in France – Materials and specifications are subject to change from the manufacturer without notice – Please contact your local Yanmar Compact Equipment EMEA dealer for further information.